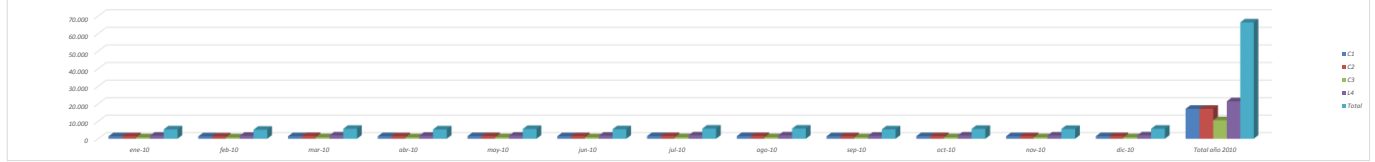
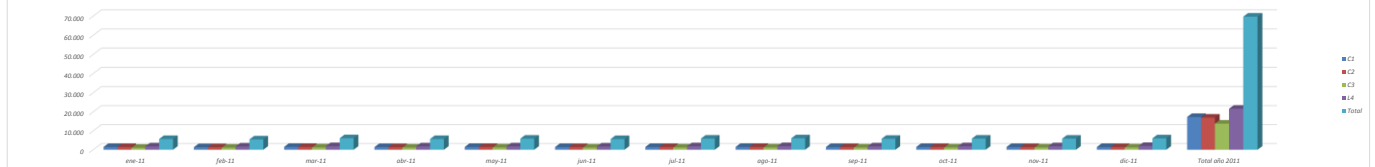


## Expediciones servicio urbano de Parla

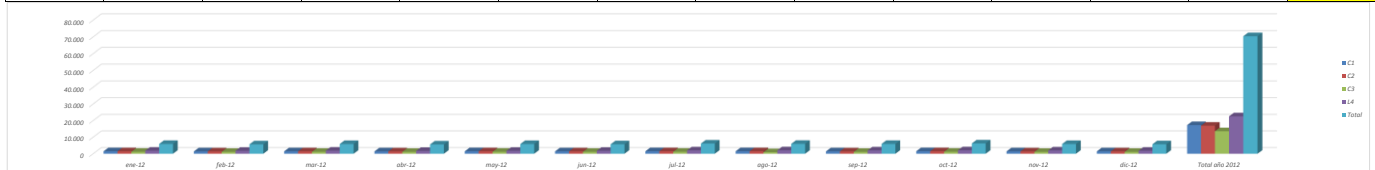
Línea	ene-10	feb-10	mar-10	abr-10	may-10	jun-10	jul-10	ago-10	sep-10	oct-10	nov-10	dic-10	Total año 2010
C1	1.293	1.340	1.401	1.418	1.473	1.414	1.487	1.488	1.399	1.454	1.431	1.452	17.150
C2	1.388	1.294	1.507	1.372	1.473	1.416	1.484	1.490	1.397	1.455	1.433	1.453	17.159
C3	848	831	905	861	904	868	923	870	870	893	892	899	10.617
L4	1.727	1.669	1.862	1.669	1.736	1.726	1.898	1.892	1.694	1.824	1.824	1.922	21.443
<b>Total</b>	<b>5.256</b>	<b>5.134</b>	<b>5.675</b>	<b>5.320</b>	<b>5.586</b>	<b>5.424</b>	<b>5.792</b>	<b>5.760</b>	<b>5.360</b>	<b>5.626</b>	<b>5.580</b>	<b>5.726</b>	<b>66.369</b>



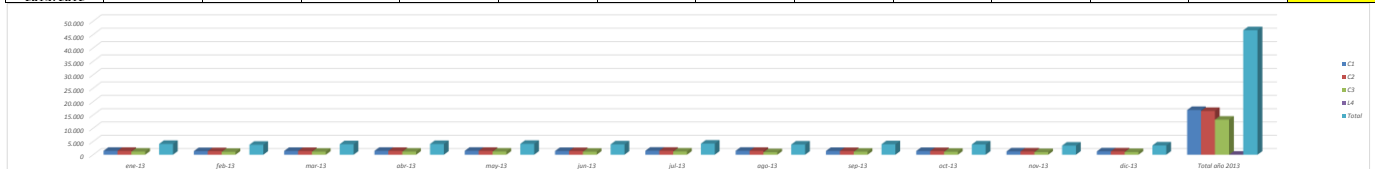
Línea	ene-11	feb-11	mar-11	abr-11	may-11	jun-11	jul-11	ago-11	sep-11	oct-11	nov-11	dic-11	Total año 2011
C1	1.450	1.347	1.507	1.403	1.471	1.419	1.456	1.490	1.436	1.456	1.434	1.438	17.307
C2	1.435	1.319	1.476	1.372	1.441	1.390	1.425	1.459	1.407	1.424	1.406	1.409	16.963
C3	1.017	1.080	1.205	1.128	1.182	1.140	1.170	1.174	1.151	1.178	1.178	1.187	13.901
L4	1.756	1.694	1.898	1.756	1.762	1.694	1.824	1.892	1.762	1.824	1.824	1.986	21.672
<b>Total</b>	<b>5.658</b>	<b>5.440</b>	<b>6.086</b>	<b>5.659</b>	<b>5.856</b>	<b>5.643</b>	<b>5.875</b>	<b>6.035</b>	<b>5.756</b>	<b>5.873</b>	<b>5.842</b>	<b>6.020</b>	<b>69.743</b>
<b>Diferencia 2011/2010</b>	<b>5,7%</b>	<b>6,0%</b>	<b>7,2%</b>	<b>6,4%</b>	<b>4,8%</b>	<b>4,0%</b>	<b>1,4%</b>	<b>4,2%</b>	<b>7,4%</b>	<b>4,4%</b>	<b>4,3%</b>	<b>5,1%</b>	<b>5,1%</b>



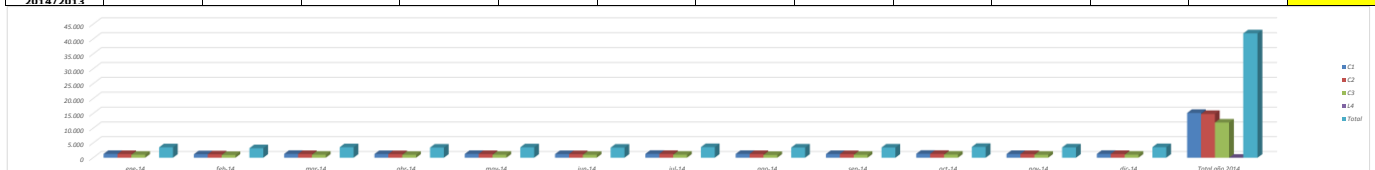
Línea	ene-12	feb-12	mar-12	abr-12	may-12	jun-12	jul-12	ago-12	sep-12	oct-12	nov-12	dic-12	Total año 2012
C1	1.467	1.400	1.437	1.401	1.473	1.420	1.490	1.490	1.403	1.459	1.401	1.415	17.293
C2	1.436	1.372	1.407	1.373	1.442	1.390	1.459	1.459	1.373	1.459	1.366	1.391	16.927
C3	1.177	1.122	1.153	1.128	1.182	1.139	1.194	930	1.127	1.194	1.122	1.119	13.587
L4	1.824	1.762	1.959	1.658	1.762	1.762	2.016	2.078	2.004	2.078	1.977	2.290	23.600
<b>Total</b>	<b>5.904</b>	<b>5.656</b>	<b>5.856</b>	<b>5.590</b>	<b>5.859</b>	<b>5.711</b>	<b>6.159</b>	<b>5.957</b>	<b>5.907</b>	<b>6.220</b>	<b>5.866</b>	<b>6.219</b>	<b>70.404</b>
<b>Diferencia 2012/2011</b>	<b>4,3%</b>	<b>4,0%</b>	<b>-3,8%</b>	<b>-1,2%</b>	<b>0,1%</b>	<b>1,2%</b>	<b>4,8%</b>	<b>-1,3%</b>	<b>2,6%</b>	<b>5,9%</b>	<b>0,4%</b>	<b>-5,0%</b>	<b>0,9%</b>




Línea	ene-13	feb-13	mar-13	abr-13	may-13	jun-13	jul-13	ago-13	sep-13	oct-13	nov-13	dic-13	Total año 2013
C1	1.466	1.348	1.422	1.454	1.473	1.403	1.505	1.473	1.420	1.399	1.240	1.260	16.863
C2	1.437	1.320	1.391	1.424	1.442	1.373	1.476	1.442	1.390	1.368	1.210	1.231	16.504
C3	1.166	1.079	1.146	1.164	1.182	1.128	1.206	930	1.140	1.110	980	1.001	13.232
L4	0	0	0	0	0	0	0	0	0	0	0	0	0
<b>Total</b>	<b>4.069</b>	<b>3.747</b>	<b>3.959</b>	<b>4.042</b>	<b>4.097</b>	<b>3.904</b>	<b>4.187</b>	<b>3.845</b>	<b>3.950</b>	<b>3.877</b>	<b>3.430</b>	<b>3.492</b>	<b>46.599</b>
<b>Diferencia 2013/2012</b>	<b>-31,1%</b>	<b>-33,8%</b>	<b>-32,4%</b>	<b>-27,7%</b>	<b>-30,1%</b>	<b>-31,6%</b>	<b>-32,0%</b>	<b>-35,5%</b>	<b>-33,1%</b>	<b>-37,7%</b>	<b>-41,5%</b>	<b>-38,9%</b>	<b>-33,8%</b>



Línea	ene-14	feb-14	mar-14	abr-14	may-14	jun-14	jul-14	ago-14	sep-14	oct-14	nov-14	dic-14	Total año 2014
C1	1.278	1.168	1.284	1.250	1.276	1.232	1.300	1.275	1.258	1.223	1.250	1.285	15.172
C2	1.247	1.140	1.253	1.210	1.245	1.202	1.269	1.245	1.218	1.292	1.229	1.259	14.809
C3	1.009	920	1.014	980	1.010	976	1.022	930	984	1.045	999	1.026	11.915
L4	0	0	0	0	0	0	0	0	0	0	0	0	0
<b>Total</b>	<b>3.534</b>	<b>3.228</b>	<b>3.551</b>	<b>3.430</b>	<b>3.531</b>	<b>3.410</b>	<b>3.591</b>	<b>3.451</b>	<b>3.450</b>	<b>3.660</b>	<b>3.487</b>	<b>3.573</b>	<b>41.896</b>
<b>Diferencia 2014/2013</b>	<b>-13,1%</b>	<b>-13,9%</b>	<b>-10,3%</b>	<b>-15,1%</b>	<b>-13,8%</b>	<b>-12,7%</b>	<b>-14,2%</b>	<b>-10,2%</b>	<b>-12,7%</b>	<b>-5,6%</b>	<b>1,7%</b>	<b>2,3%</b>	<b>-10,1%</b>



Línea	ene-15	feb-15	mar-15	abr-15	may-15	jun-15	jul-15	ago-15	sep-15	oct-15	nov-15	dic-15	Total año 2015
C1	1.289	1.188	1.305	1.260	1.296	1.260	1.323	1.305	1.269	1.305	1.288	1.288	15.357
C2	1.258	1.160	1.274	1.230	1.265	1.230	1.292	1.274	1.239	1.274	1.239	1.290	14.994
C3	1.025	940	1.035	1.000	1.030	1.000	1.045	930	1.005	1.035	1.005	1.026	12.076
L4	0	0	0	0	0	0	0	0	0	0	0	0	0
<b>Total</b>	<b>3.572</b>	<b>3.288</b>	<b>3.614</b>	<b>3.490</b>	<b>3.591</b>	<b>3.490</b>	<b>3.660</b>	<b>3.509</b>	<b>3.513</b>	<b>3.614</b>	<b>3.513</b>	<b>3.573</b>	<b>42.427</b>
<b>Diferencia 2015/2014</b>	<b>1,1%</b>	<b>1,9%</b>	<b>1,8%</b>	<b>1,7%</b>	<b>1,7%</b>	<b>2,3%</b>	<b>1,9%</b>	<b>1,7%</b>	<b>1,8%</b>	<b>-1,3%</b>	<b>0,7%</b>	<b>0,0%</b>	<b>1,3%</b>



Línea	ene-16	feb-16	mar-16	abr-16	may-16	jun-16	jul-16	ago-16	sep-16	oct-16	nov-16	dic-16	Total año 2016
C1	1.290	1.233	1.305	1.269	1.305	1.269	1.296	1.314	1.269	1.296	1.269	1.270	15.373
C2	1.249	1.204	1.274	1.239	1.274	1.239	1.265	1.283	1.239	1.265	1.239	1.241	15.011
C3	1.020	975	1.035	1.005	1.035	1.005	1.030	930	1.005	1.030	1.005	1.012	12.087
L4	0	0	0	0	0	0	0	0	0	0	0	0	0
<b>Total</b>	<b>3.549</b>	<b>3.412</b>	<b>3.614</b>	<b>3.513</b>	<b>3.614</b>	<b>3.513</b>	<b>3.591</b>	<b>3.527</b>	<b>3.513</b>	<b>3.591</b>	<b>3.513</b>	<b>3.523</b>	<b>42.473</b>
<b>Diferencia 2016/2015</b>	<b>-0,6%</b>	<b>3,8%</b>	<b>0,0%</b>	<b>0,7%</b>	<b>0,6%</b>	<b>0,7%</b>	<b>-1,9%</b>	<b>0,5%</b>	<b>0,0%</b>	<b>-0,6%</b>	<b>0,0%</b>	<b>-1,4%</b>	<b>0,1%</b>

